

Human FGF-7/KGF Protein

Cat. No. KGF-HE101



Description

Source	Recombinant Human FGF-7/KGF Protein is expressed from E.coli with His tag at the N-Terminus. It contains Cys32-Thr194.
Accession	P21781-1
Molecular Weight	The protein has a predicted MW of 20.1 kDa same as Tris-Bis PAGE result.
Endotoxin	Less than 1EU per µg by the LAL method.
Purity	> 95% as determined by Tris-Bis PAGE > 95% as determined by HPLC

Formulation and Storage

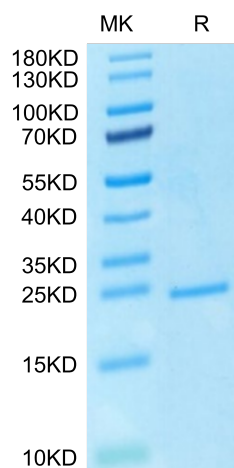
Formulation	Supplied as 0.22µm filtered solution in 50mM Tris, 250mM NaCl (pH 7.5).
Storage	Valid for 12 months from date of receipt when stored at -80°C. Recommend to aliquot the protein into smaller quantities for optimal storage. Please minimize freeze-thaw cycles.

Background

The expression patterns of mRNAs encoding Fibroblast Growth Factor-7 (FGF-7) and its high affinity receptor suggested that FGF-7 signaling may play a role in regulating ureteric bud growth. Results of these studies demonstrate that the developing ureteric bud and mature collecting system of FGF-7-null kidneys is markedly smaller than wild type. FGF-7 levels modulate the extent of ureteric bud growth during development and the number of nephrons that eventually form in the kidney.

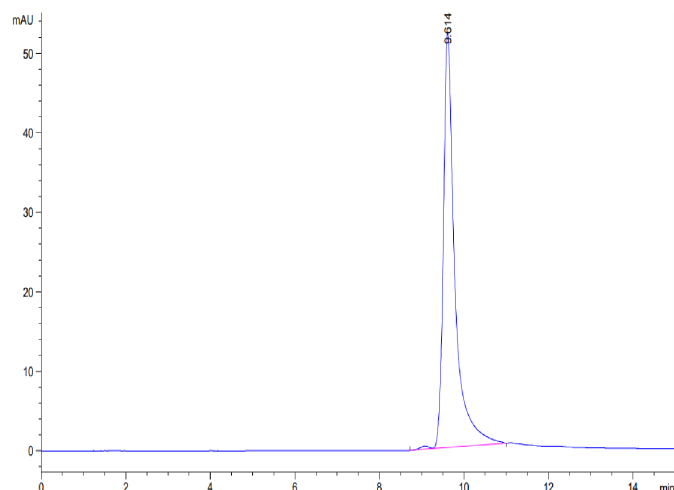
Assay Data

Tris-Bis PAGE



Human FGF-7 on Tris-Bis PAGE under reduced condition. The purity is greater than 95%.

SEC-HPLC

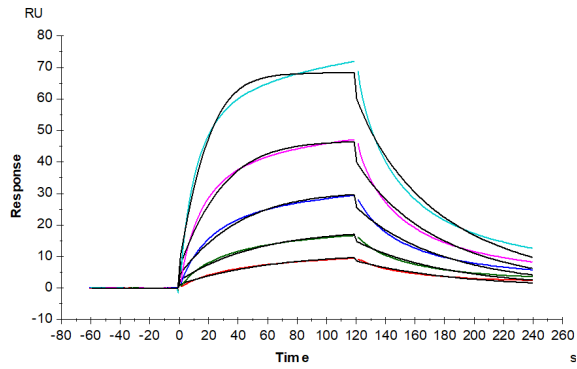


The purity of Human FGF-7 is greater than 95% as determined by SEC-HPLC.

SPR Data

For Research Use Only

Assay Data



Human FGF-7, His Tag immobilized on CM5 Chip can bind Human FGFR2 beta (IIIb) , His Tag with an affinity constant of 18.91 nM as determined in SPR assay (Biacore T200).